


# Sketching Time on Analog Clocks (F)

Name: \_\_\_\_\_

Date: \_\_\_\_\_

Sketch each time on the clock face above it.

1.




Midnight

Noon

02:28:45

Detailed description: A circular analog clock face with a red border. The outer ring is marked with numbers 1 through 12. The inner ring is marked with numbers 00, 13, 14, 15, 16, 17, 18, 19, 20, 21, 22, and 23. A crescent moon icon is on the left and a sun icon is on the right.

2.




Noon

Midnight

15:08:15

Detailed description: A circular analog clock face with a red border. The outer ring is marked with numbers 1 through 12. The inner ring is marked with numbers 00, 13, 14, 15, 16, 17, 18, 19, 20, 21, 22, and 23. A sun icon is on the left and a crescent moon icon is on the right.

3.




Noon

Midnight

19:59:30

Detailed description: A circular analog clock face with a red border. The outer ring is marked with numbers 1 through 12. The inner ring is marked with numbers 00, 13, 14, 15, 16, 17, 18, 19, 20, 21, 22, and 23. A sun icon is on the left and a crescent moon icon is on the right.

4.



Midnight

Noon

09:16:00

Detailed description: A circular analog clock face with a red border. The outer ring is marked with numbers 1 through 12. The inner ring is marked with numbers 00, 13, 14, 15, 16, 17, 18, 19, 20, 21, 22, and 23. A crescent moon icon is on the left and a sun icon is on the right.


# Sketching Time on Analog Clocks (F) Answers

Name: \_\_\_\_\_

Date: \_\_\_\_\_

Sketch each time on the clock face above it.

1.



2.



3.



4.

