

Sketching Time on Analog Clocks (A)

Name: _____


Date: _____

Sketch each time on the clock face above it.

1.




2.



3.



4.



Sketching Time on Analog Clocks (A) Answers

Name: _____

Date: _____

Sketch each time on the clock face above it.

1.



2.



3.



4.



Sketching Time on Analog Clocks (B)

Name: _____

Date: _____

Sketch each time on the clock face above it.


1.



2.



3.



4.



Sketching Time on Analog Clocks (B) Answers

Name: _____

Date: _____

Sketch each time on the clock face above it.

1.



2.



3.



4.



Sketching Time on Analog Clocks (C)

Name: _____


Date: _____

Sketch each time on the clock face above it.


1.




2.



3.



4.



Sketching Time on Analog Clocks (C) Answers

Name: _____

Date: _____

Sketch each time on the clock face above it.

1.



2.



3.



4.




Sketching Time on Analog Clocks (D)

Name: _____

Date: _____

Sketch each time on the clock face above it.

1.



2.



3.



4.




Sketching Time on Analog Clocks (D) Answers

Name: _____

Date: _____

Sketch each time on the clock face above it.

1.




Midnight

Noon

7:55 AM

2.




Midnight

Noon

3:20 AM

3.




Noon

Midnight

2:05 PM

4.



Noon

Midnight

8:30 PM

Sketching Time on Analog Clocks (E)

Name: _____


Date: _____

Sketch each time on the clock face above it.


1.




2.



3.



4.



Sketching Time on Analog Clocks (E) Answers

Name: _____

Date: _____

Sketch each time on the clock face above it.

1.



2.



3.



4.



Sketching Time on Analog Clocks (F)

Name: _____


Date: _____

Sketch each time on the clock face above it.


1.



2.



3.



4.



Sketching Time on Analog Clocks (F) Answers

Name: _____

Date: _____

Sketch each time on the clock face above it.

1.



2.



3.



4.



Sketching Time on Analog Clocks (G)

Name: _____


Date: _____

Sketch each time on the clock face above it.


1.




2.



3.



4.



Sketching Time on Analog Clocks (G) Answers

Name: _____


Date: _____

Sketch each time on the clock face above it.

1.



2.



3.



4.



Sketching Time on Analog Clocks (H)

Name: _____

Date: _____

Sketch each time on the clock face above it.


1.




2.



3.



4.



Sketching Time on Analog Clocks (H) Answers

Name: _____

Date: _____

Sketch each time on the clock face above it.


1.



2.



3.



4.




Sketching Time on Analog Clocks (I)

Name: _____

Date: _____

Sketch each time on the clock face above it.

1.



Midnight

Noon

4:50 AM

An analog clock face with numbers 1 through 12. The hour hand is between 4 and 5, and the minute hand is at 10. A crescent moon icon is on the left and a sun icon is on the right.

2.




Noon

Midnight

2:20 PM

An analog clock face with numbers 1 through 12. The hour hand is between 2 and 3, and the minute hand is at 4. A sun icon is on the left and a crescent moon icon is on the right.

3.



Midnight

Noon

9:40 AM

An analog clock face with numbers 1 through 12. The hour hand is between 9 and 10, and the minute hand is at 8. A crescent moon icon is on the left and a sun icon is on the right.

4.



Noon

Midnight

6:05 PM

An analog clock face with numbers 1 through 12. The hour hand is slightly past 6, and the minute hand is at 1. A sun icon is on the left and a crescent moon icon is on the right.


Sketching Time on Analog Clocks (I) Answers

Name: _____

Date: _____

Sketch each time on the clock face above it.

1.




Midnight

4:50 AM

Noon

2.




Noon

2:20 PM

Midnight

3.

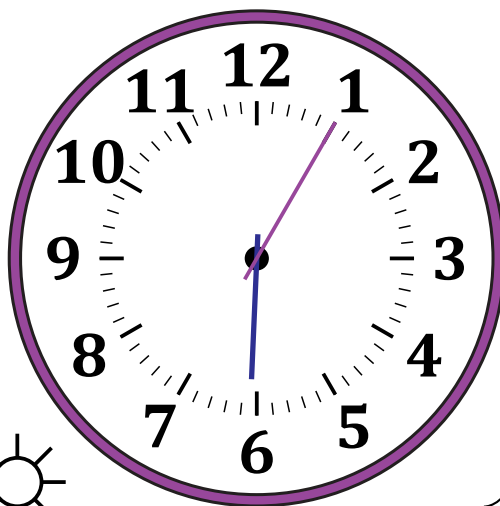


Midnight

9:40 AM

Noon

4.



Noon

6:05 PM

Midnight

Sketching Time on Analog Clocks (J)

Name: _____

Date: _____

Sketch each time on the clock face above it.


1.




2.



3.



4.



Sketching Time on Analog Clocks (J) Answers

Name: _____

Date: _____

Sketch each time on the clock face above it.


1.



2.



3.



4.

