


# Sketching Time on Analog Clocks (A)

Name: \_\_\_\_\_


Date: \_\_\_\_\_

Sketch each time on the clock face above it.

1.



2.



3.



4.




# Sketching Time on Analog Clocks (A) Answers

Name: \_\_\_\_\_

Date: \_\_\_\_\_

Sketch each time on the clock face above it.

1.



2.



3.



4.



# Sketching Time on Analog Clocks (B)

Name: \_\_\_\_\_


Date: \_\_\_\_\_

Sketch each time on the clock face above it.

1.



2.



3.



4.



# Sketching Time on Analog Clocks (B) Answers

Name: \_\_\_\_\_


Date: \_\_\_\_\_

Sketch each time on the clock face above it.

1.



2.



3.



4.



# Sketching Time on Analog Clocks (C)

Name: \_\_\_\_\_


Date: \_\_\_\_\_

Sketch each time on the clock face above it.


1.




2.



3.



4.



# Sketching Time on Analog Clocks (C) Answers

Name: \_\_\_\_\_


Date: \_\_\_\_\_

Sketch each time on the clock face above it.

1.



2.



3.



4.




# Sketching Time on Analog Clocks (D)

Name: \_\_\_\_\_

Date: \_\_\_\_\_

Sketch each time on the clock face above it.

1.




2.



3.



4.



# Sketching Time on Analog Clocks (D) Answers

Name: \_\_\_\_\_

Date: \_\_\_\_\_

Sketch each time on the clock face above it.

1.



2.



3.



4.





# Sketching Time on Analog Clocks (E)

Name: \_\_\_\_\_


Date: \_\_\_\_\_

Sketch each time on the clock face above it.


1.




2.



3.



4.



# Sketching Time on Analog Clocks (E) Answers

Name: \_\_\_\_\_

Date: \_\_\_\_\_

Sketch each time on the clock face above it.

1.




2.



3.



4.



# Sketching Time on Analog Clocks (F)

Name: \_\_\_\_\_


Date: \_\_\_\_\_

Sketch each time on the clock face above it.

1.




2.



3.



4.



# Sketching Time on Analog Clocks (F) Answers

Name: \_\_\_\_\_

Date: \_\_\_\_\_

Sketch each time on the clock face above it.

1.



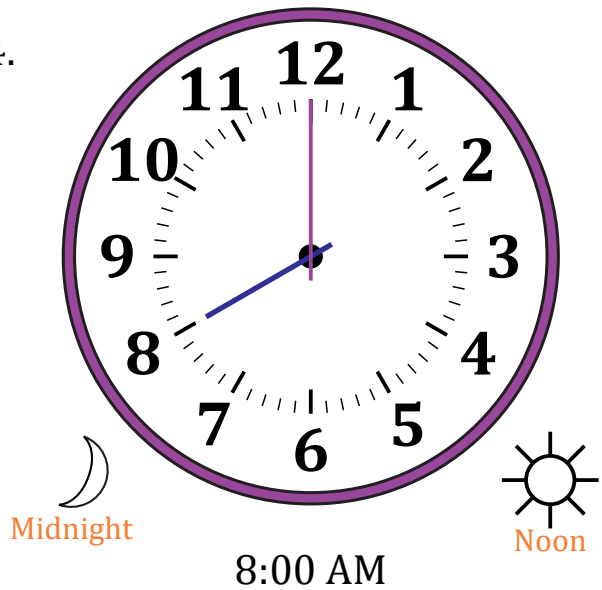
2.



3.



4.



# Sketching Time on Analog Clocks (G)

Name: \_\_\_\_\_

Date: \_\_\_\_\_

Sketch each time on the clock face above it.


1.




2.



3.



4.




# Sketching Time on Analog Clocks (G) Answers

Name: \_\_\_\_\_

Date: \_\_\_\_\_

Sketch each time on the clock face above it.


1.



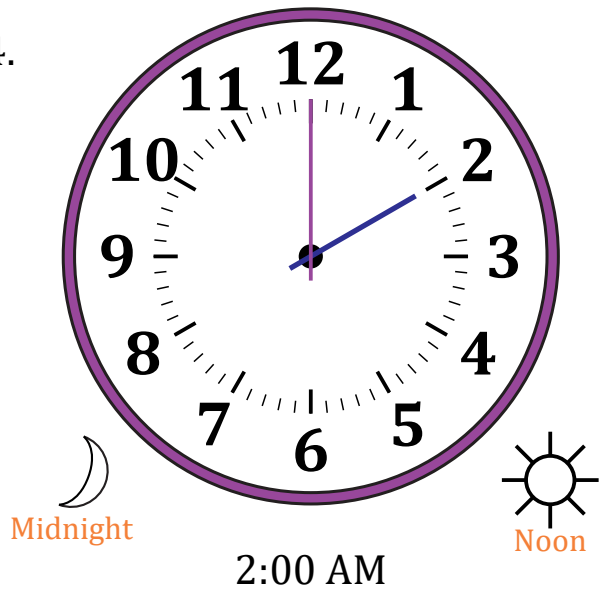
2.



3.



4.




# Sketching Time on Analog Clocks (H)

Name: \_\_\_\_\_

Date: \_\_\_\_\_

Sketch each time on the clock face above it.


1.



2.



3.



4.



# Sketching Time on Analog Clocks (H) Answers

Name: \_\_\_\_\_

Date: \_\_\_\_\_

Sketch each time on the clock face above it.


1.



2.



3.



4.






# Sketching Time on Analog Clocks (I)

Name: \_\_\_\_\_


Date: \_\_\_\_\_

Sketch each time on the clock face above it.

1.




2.



3.



4.



# Sketching Time on Analog Clocks (I) Answers

Name: \_\_\_\_\_

Date: \_\_\_\_\_

Sketch each time on the clock face above it.

1.




2.



3.



4.



# Sketching Time on Analog Clocks (J)

Name: \_\_\_\_\_


Date: \_\_\_\_\_

Sketch each time on the clock face above it.

1.




2.



3.



4.



# Sketching Time on Analog Clocks (J) Answers

Name: \_\_\_\_\_


Date: \_\_\_\_\_

Sketch each time on the clock face above it.

1.



2.



3.



4.

