


# Valentines Day Patterns (A)

Cut and paste a picture that continues each pattern.

1. 

2. 

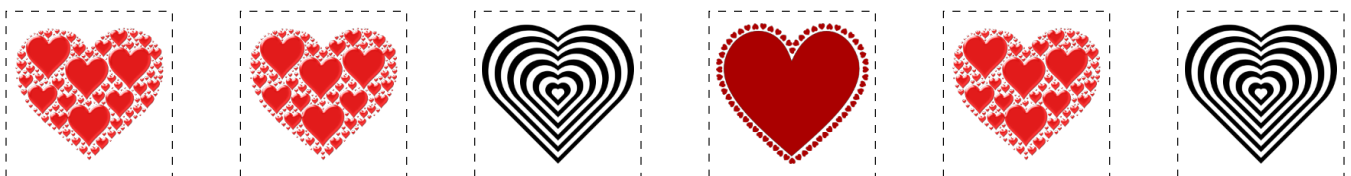
3. 

4. 

5. 

6. 

## Cut-outs







Images from [Openclipart.org](http://Openclipart.org)

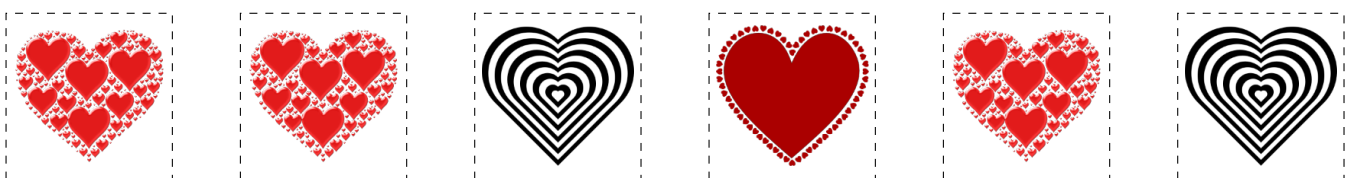
Happy Valentines Day from [Math-Drills.com](http://Math-Drills.com)!

*Valentines Day Patterns (A) Answers*

Cut and paste a picture that continues each pattern.



Cut-outs



Images from [Openclipart.org](http://Openclipart.org)

*Happy Valentines Day from Math-Drills.com!*