





Valentines Day Patterns (9)


Cut and paste a picture that continues each pattern.

1. 

2. 

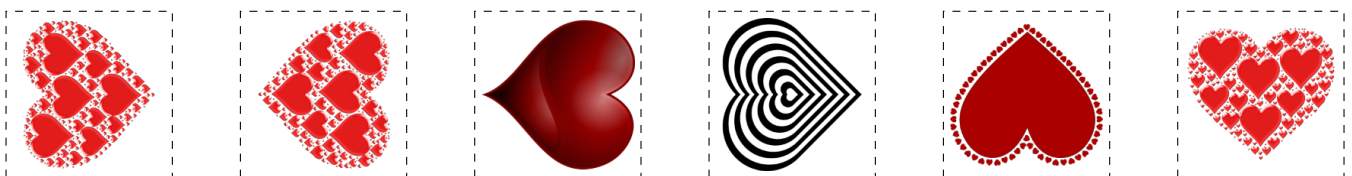
3. 

4. 

5. 

6. 

Cut-outs





Images from Openclipart.org


Happy Valentines Day from Math-Drills.com!


Valentines Day Patterns (G) Answers


Cut and paste a picture that continues each pattern.


1. 

2. 

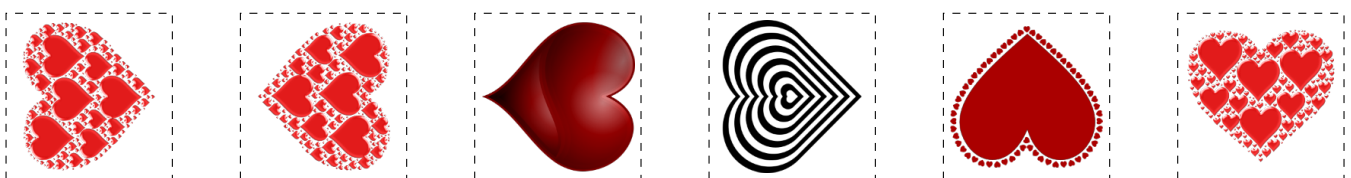
3. 

4. 

5. 

6. 

Cut-outs



Images from Openclipart.org

Happy Valentines Day from Math-Drills.com!