

# Valentines Day Patterns (B)

Cut and paste a picture that continues each pattern.

1.



2.



3.



4.



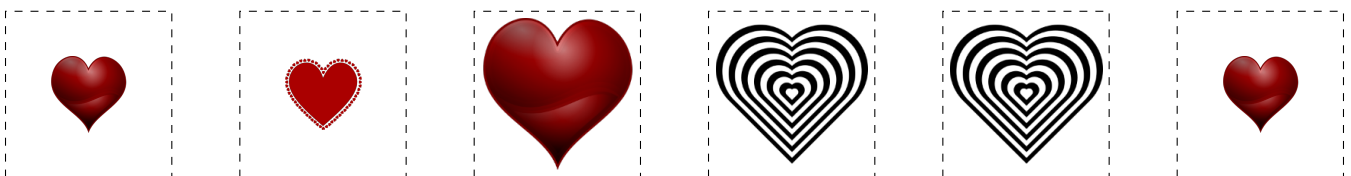
5.



6.



## Cut-outs





Images from [Openclipart.org](http://Openclipart.org)


Happy Valentines Day from [Math-Drills.com](http://Math-Drills.com)!

*Valentines Day Patterns (B) Answers*

Cut and paste a picture that continues each pattern.



Cut-outs



Images from [Openclipart.org](http://Openclipart.org)

*Happy Valentines Day from Math-Drills.com!*