




# Valentines Day Patterns (E)

Cut and paste a picture that continues each pattern.

1.  

2.  

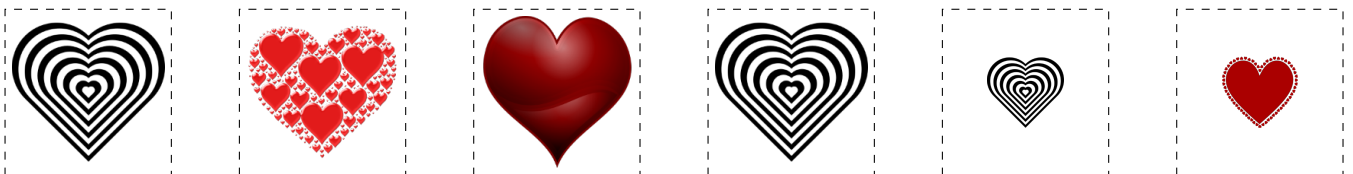
3.  

4.  

5.  

6.  

## Cut-outs





Images from [Openclipart.org](http://Openclipart.org)

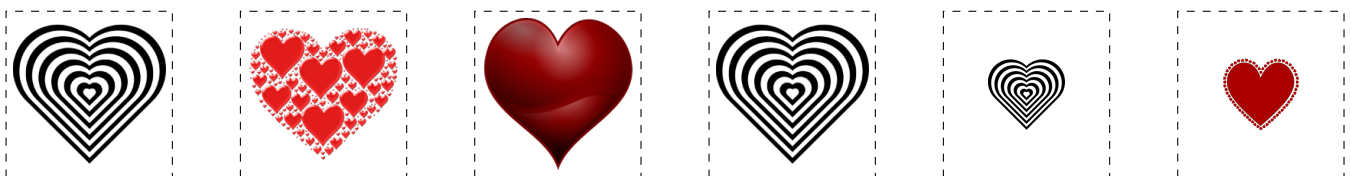
Happy Valentines Day from [Math-Drills.com](http://Math-Drills.com)!

*Valentines Day Patterns (E) Answers*

Cut and paste a picture that continues each pattern.



Cut-outs



Images from [Openclipart.org](http://Openclipart.org)

*Happy Valentines Day from Math-Drills.com!*