

Valentines Day Patterns (H)

Cut and paste a picture that continues each pattern.


1.



2.




3.




4.









5.



6.



Cut-outs



Images from Openclipart.org

Happy Valentines Day from Math-Drills.com!