

# Valentines Day Patterns (J)

Cut and paste a picture that continues each pattern.

1.



2.



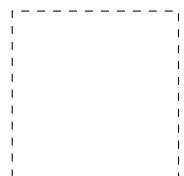
3.




4.



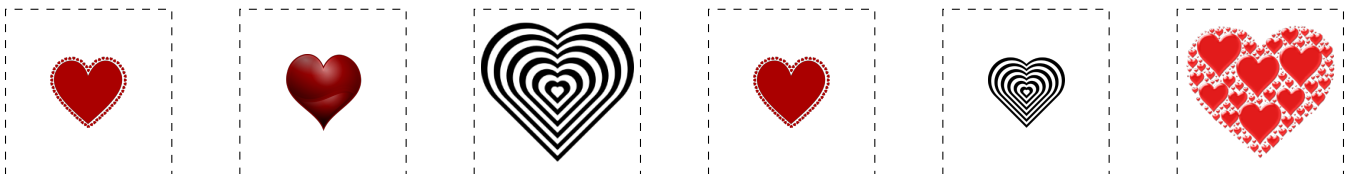
5.



6.



## Cut-outs



Images from [Openclipart.org](http://Openclipart.org)

Happy Valentines Day from [Math-Drills.com](http://Math-Drills.com)!


# Valentines Day Patterns (J) Answers

Cut and paste a picture that continues each pattern.


1.




2.




3.




4.



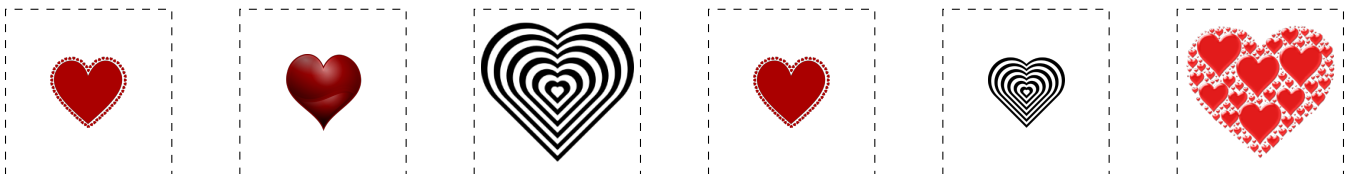
5.



6.



Cut-outs



Images from [Openclipart.org](http://Openclipart.org)

Happy Valentines Day from [Math-Drills.com](http://Math-Drills.com)!