


Valentines Day Patterns (B)

Cut and paste a picture that continues each pattern.

1.



2.





3.




4.



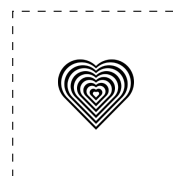
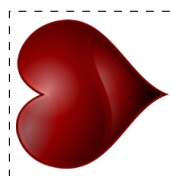


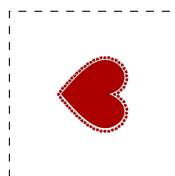
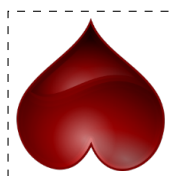
5.



6.



Cut-outs



Images from Openclipart.org

Happy Valentines Day from Math-Drills.com!