



Valentines Day Patterns (E)

Cut and paste a picture that continues each pattern.

1.




2.




3.



4.



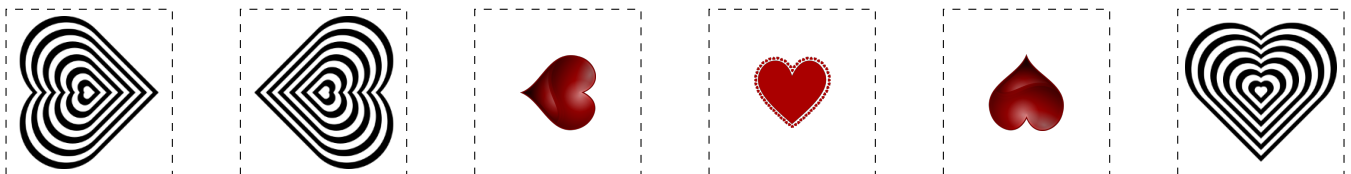
5.



6.



Cut-outs







Images from Openclipart.org

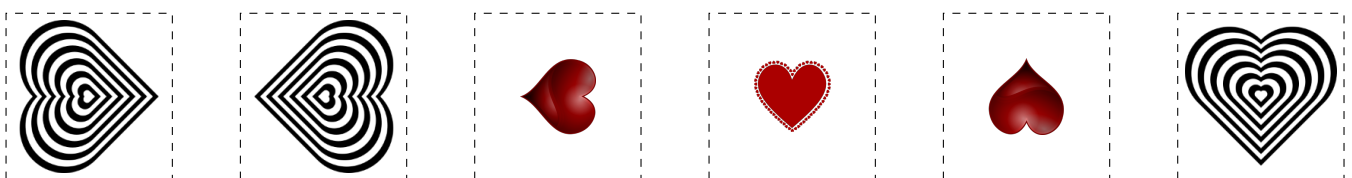
Happy Valentines Day from Math-Drills.com!

Valentines Day Patterns (E) Answers

Cut and paste a picture that continues each pattern.



Cut-outs



Images from Openclipart.org

Happy Valentines Day from Math-Drills.com!