




# Valentines Day Patterns (1)


Cut and paste a picture that continues each pattern.


1. 

2. 

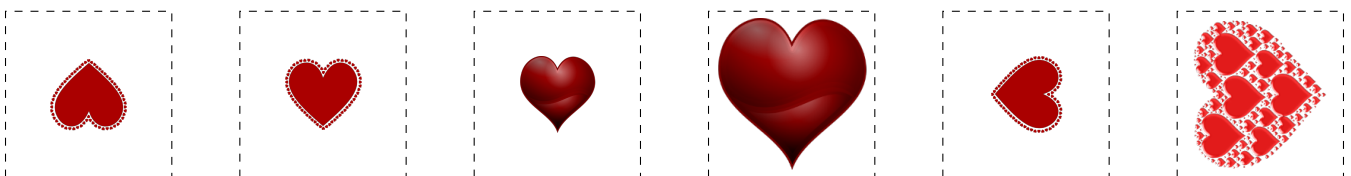
3. 

4. 

5. 

6. 

## Cut-outs





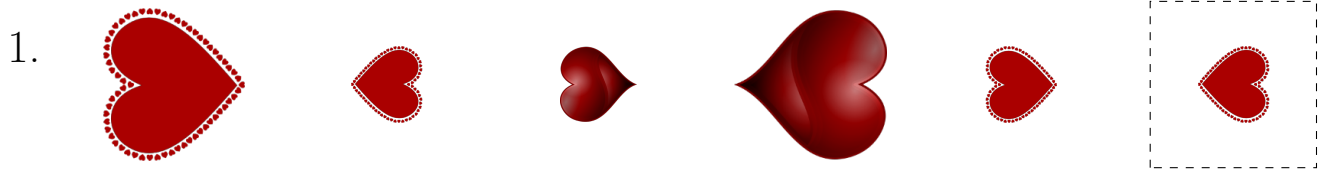


Images from [Openclipart.org](http://Openclipart.org)

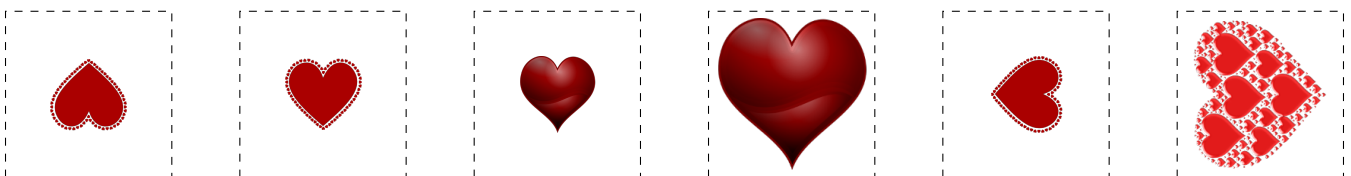
Happy Valentines Day from [Math-Drills.com](http://Math-Drills.com)!

# Valentines Day Patterns (1) Answers

Cut and paste a picture that continues each pattern.



Cut-outs



Images from [Openclipart.org](http://Openclipart.org)

Happy Valentines Day from [Math-Drills.com](http://Math-Drills.com)!