


Valentines Day Patterns (A)

Cut and paste a picture that continues each pattern.


1.



2.




3.




4.






5.



6.



Cut-outs







Images from Openclipart.org


Happy Valentines Day from Math-Drills.com!

Valentines Day Patterns (A) Answers

Cut and paste a picture that continues each pattern.



Cut-outs



Images from Openclipart.org

Happy Valentines Day from Math-Drills.com!