

























Valentines Day Patterns (C)

Cut and paste a picture that continues each pattern.







1.      

2.      

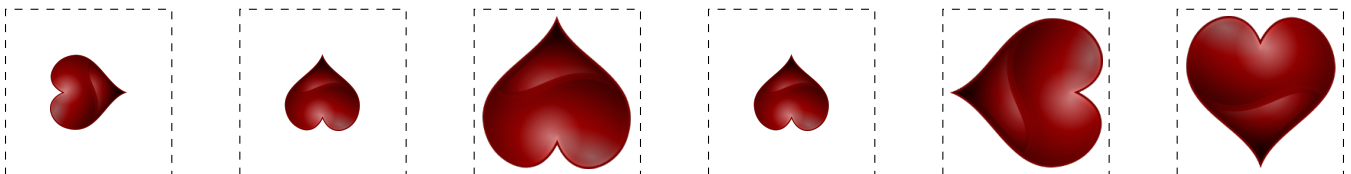
3.      

4.      

5.      

6.      

Cut-outs



Images from Openclipart.org

Happy Valentines Day from Math-Drills.com!