


*Valentines Day Patterns (F)*

Cut and paste a picture that continues each pattern.


1.



2.



3.



4.



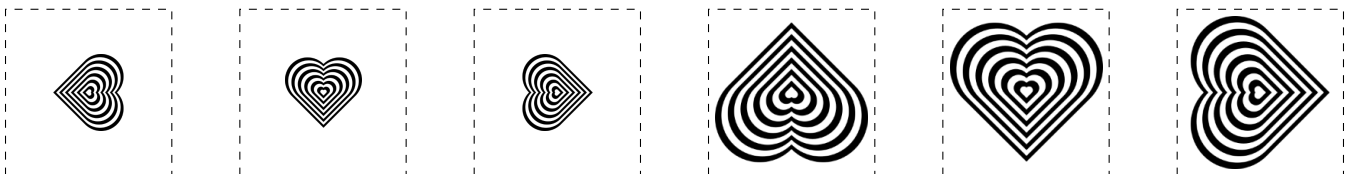
5.



6.



Cut-outs



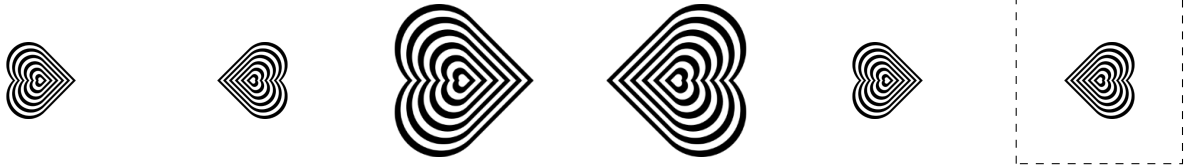
Images from [Openclipart.org](http://Openclipart.org)

*Happy Valentines Day from Math-Drills.com!*

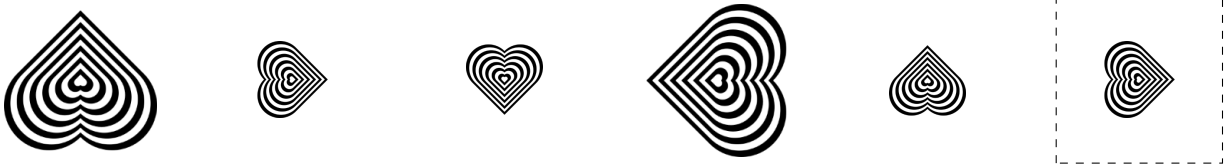
*Valentines Day Patterns (F) Answers*

Cut and paste a picture that continues each pattern.

1.



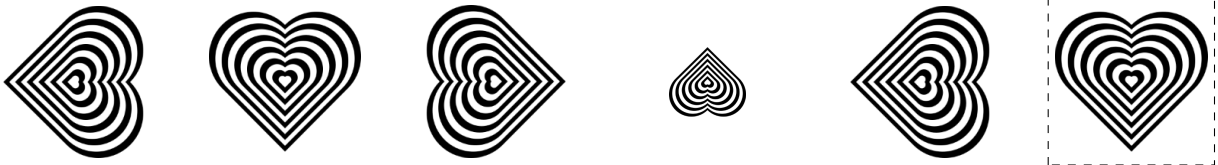
2.



3.



4.



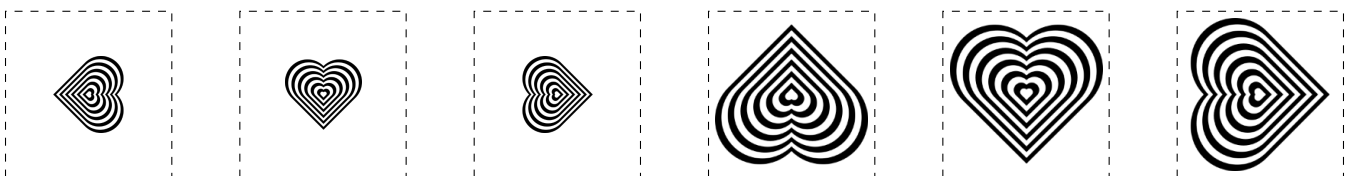
5.



6.



Cut-outs



Images from [Openclipart.org](http://Openclipart.org)

*Happy Valentines Day from Math-Drills.com!*