

Valentines Day Patterns (9)

Cut and paste a picture that continues each pattern.



1.




2.



3.





4.



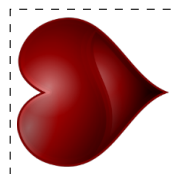

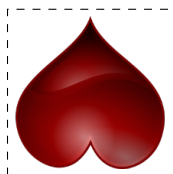



5.



6.



Cut-outs



Images from Openclipart.org

Happy Valentines Day from Math-Drills.com!