


Valentines Day Patterns (A)

Cut and paste a picture that continues each pattern.


1.




2.




3.




4.






5.



6.



Cut-outs







Images from Openclipart.org


Happy Valentines Day from Math-Drills.com!

Valentines Day Patterns (A) Answers

Cut and paste a picture that continues each pattern.



Cut-outs



Images from Openclipart.org

Happy Valentines Day from Math-Drills.com!

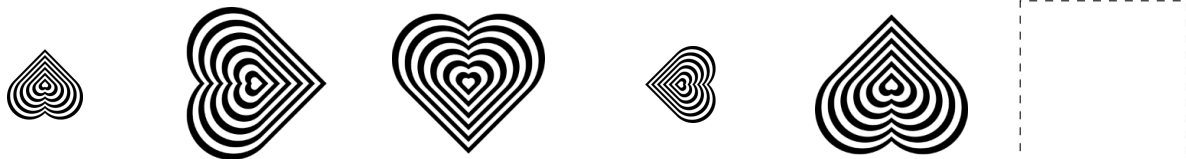
Valentines Day Patterns (B)

Cut and paste a picture that continues each pattern.

1.



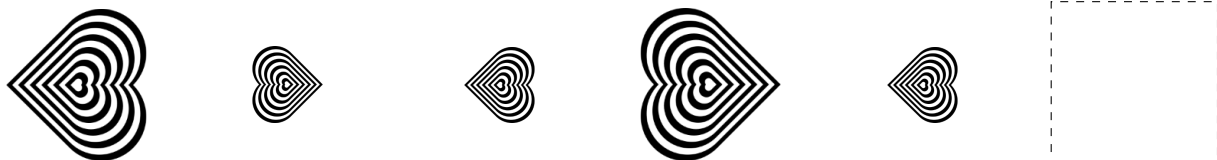
2.



3.




4.



5.



6.



Cut-outs



Images from Openclipart.org

Happy Valentines Day from Math-Drills.com!

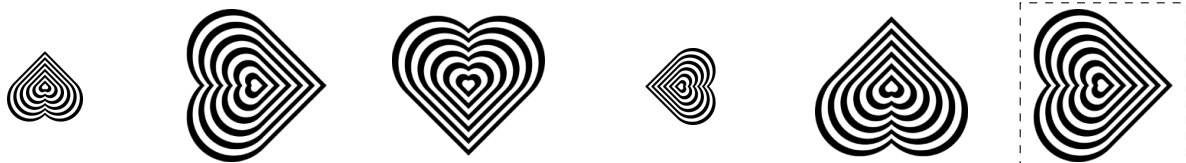
Valentines Day Patterns (B) Answers

Cut and paste a picture that continues each pattern.

1.



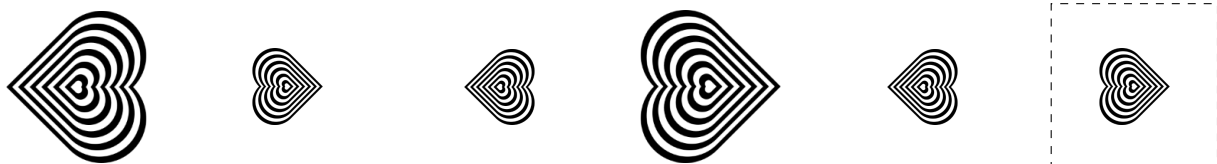
2.



3.



4.



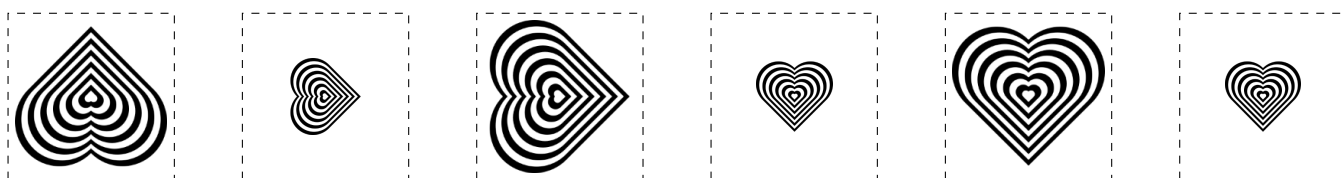
5.



6.



Cut-outs















Images from Openclipart.org







Happy Valentines Day from Math-Drills.com!







Valentines Day Patterns (C)

Cut and paste a picture that continues each pattern.







1.      

2.      

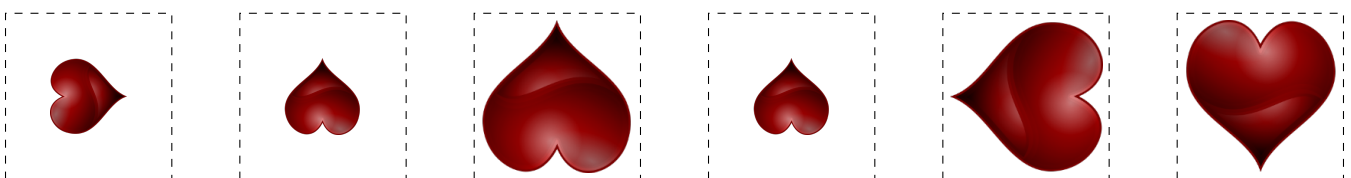
3.      

4.      

5.      

6.      

Cut-outs








Images from Openclipart.org

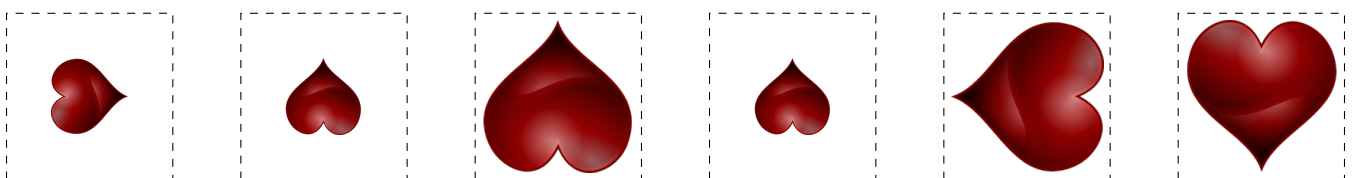
Happy Valentines Day from Math-Drills.com!

Valentines Day Patterns (C) Answers

Cut and paste a picture that continues each pattern.



Cut-outs




Images from Openclipart.org

Happy Valentines Day from Math-Drills.com!

Valentines Day Patterns (D)

Cut and paste a picture that continues each pattern.



1.





2.




3.





4.



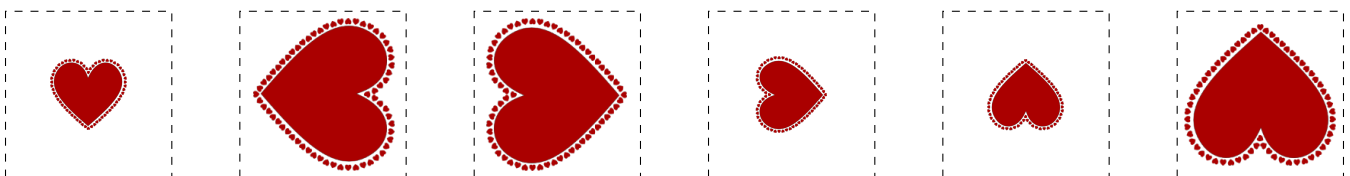
5.



6.



Cut-outs









Images from Openclipart.org

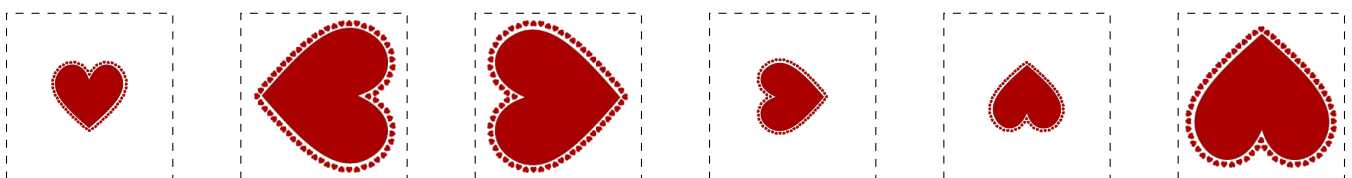
Happy Valentines Day from Math-Drills.com!

Valentines Day Patterns (D) Answers

Cut and paste a picture that continues each pattern.



Cut-outs




Images from Openclipart.org

Happy Valentines Day from Math-Drills.com!

Valentines Day Patterns (E)

Cut and paste a picture that continues each pattern.

1.



2.




3.



4.




5.



6.



Cut-outs



Images from Openclipart.org

Happy Valentines Day from Math-Drills.com!


Valentines Day Patterns (E) Answers

Cut and paste a picture that continues each pattern.

1.



2.



3.




4.




5.



6.



Cut-outs




Images from Openclipart.org

Happy Valentines Day from Math-Drills.com!

Valentines Day Patterns (F)

Cut and paste a picture that continues each pattern.


1.



2.




3.




4.



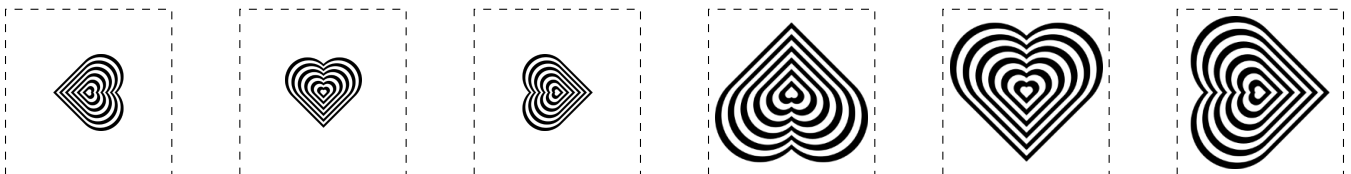
5.



6.



Cut-outs



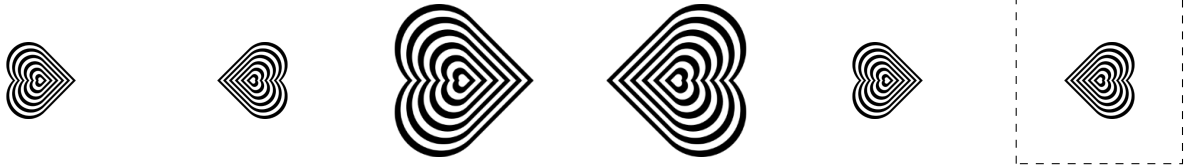
Images from Openclipart.org

Happy Valentines Day from Math-Drills.com!

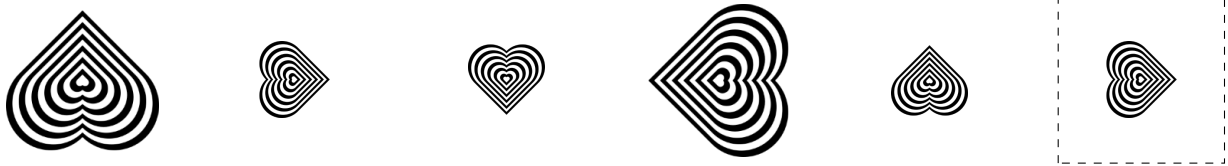
Valentines Day Patterns (F) Answers

Cut and paste a picture that continues each pattern.

1.



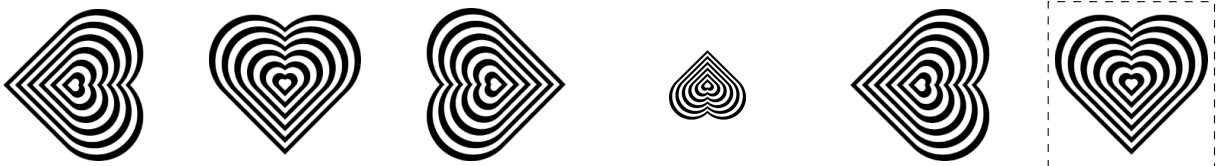
2.



3.



4.



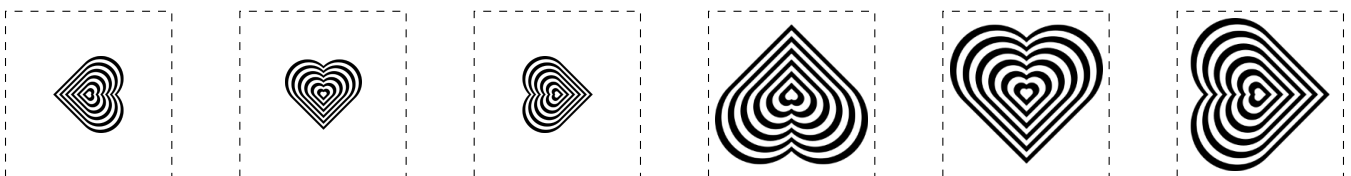
5.



6.



Cut-outs




Images from Openclipart.org

Happy Valentines Day from Math-Drills.com!

Valentines Day Patterns (9)

Cut and paste a picture that continues each pattern.



1.





2.



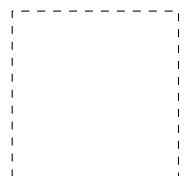
3.





4.



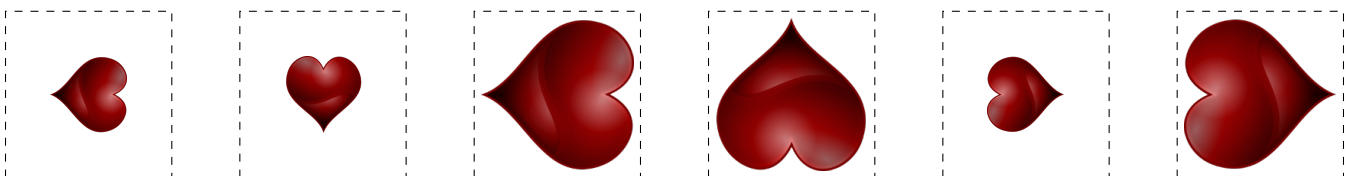
5.



6.



Cut-outs

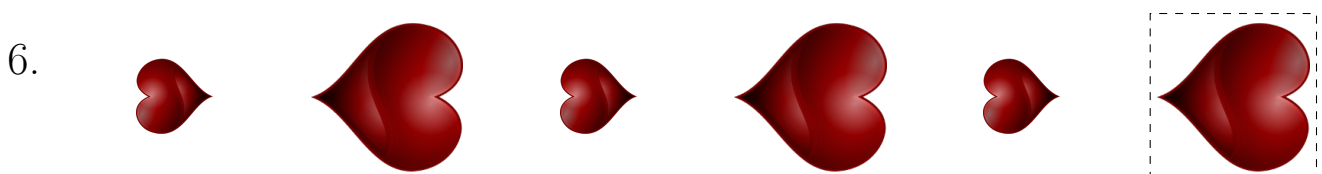






Images from Openclipart.org

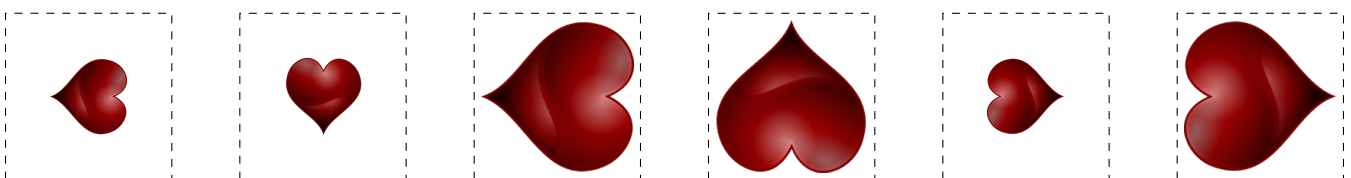
Happy Valentines Day from Math-Drills.com!

Valentines Day Patterns (9) Answers

Cut and paste a picture that continues each pattern.



Cut-outs









Images from Openclipart.org







Happy Valentines Day from Math-Drills.com!





Valentines Day Patterns (H)







Cut and paste a picture that continues each pattern.

1.      

2.      

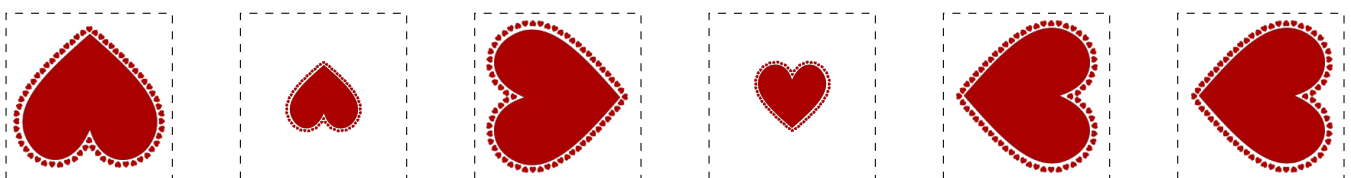
3.      

4.      

5.      

6.      

Cut-outs






Images from Openclipart.org

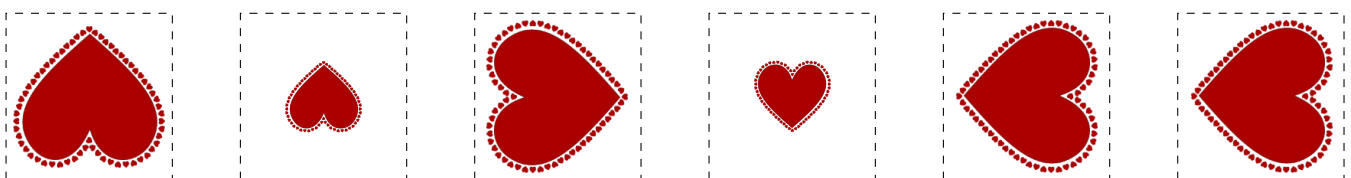
Happy Valentines Day from Math-Drills.com!

Valentines Day Patterns (H) Answers

Cut and paste a picture that continues each pattern.



Cut-outs



Images from Openclipart.org

Happy Valentines Day from Math-Drills.com!

Valentines Day Patterns (1)

Cut and paste a picture that continues each pattern.


1.




2.




3.




4.








5.



6.



Cut-outs






Images from Openclipart.org

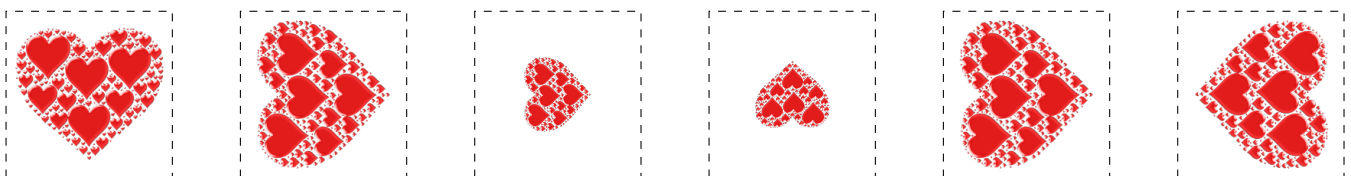
Happy Valentines Day from Math-Drills.com!

Valentines Day Patterns (1) Answers

Cut and paste a picture that continues each pattern.



Cut-outs



Images from Openclipart.org

Happy Valentines Day from Math-Drills.com!

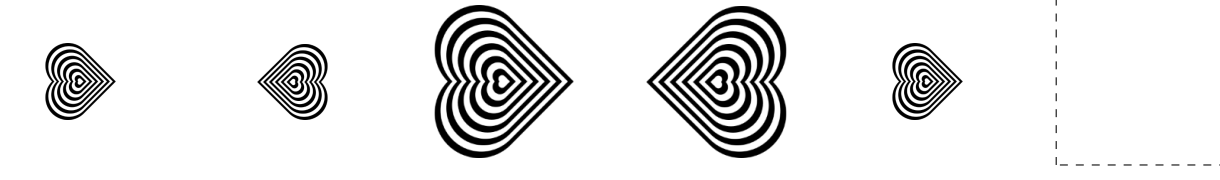
Valentines Day Patterns (J)


Cut and paste a picture that continues each pattern.

1. 

2. 

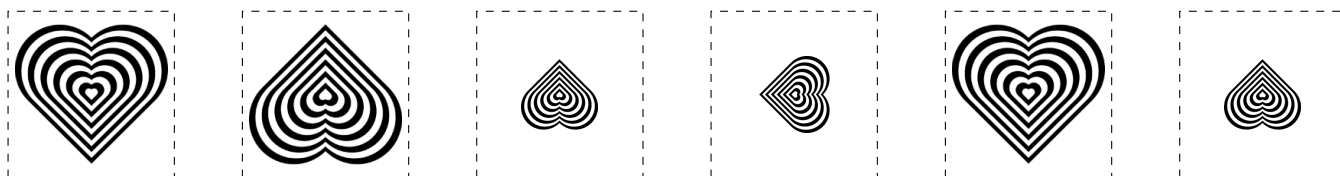
3. 

4. 

5. 

6. 

Cut-outs

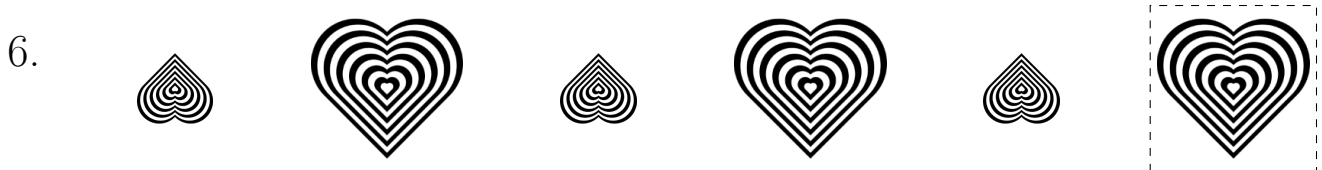
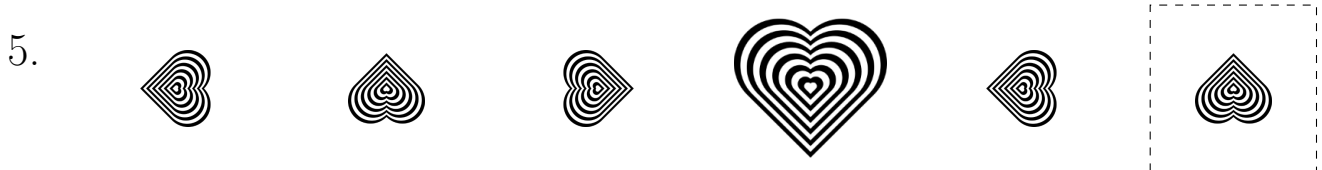


Images from Openclipart.org

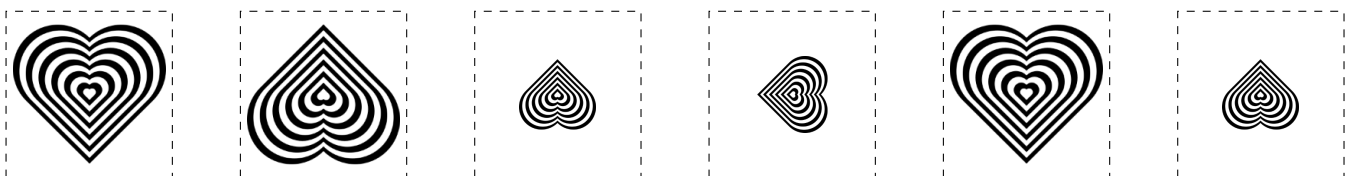
Happy Valentines Day from Math-Drills.com!

Valentines Day Patterns (J) Answers

Cut and paste a picture that continues each pattern.



Cut-outs



Images from Openclipart.org

Happy Valentines Day from Math-Drills.com!