







Valentines Day Patterns (F)


Cut and paste a picture that continues each pattern.



1.  

2.  

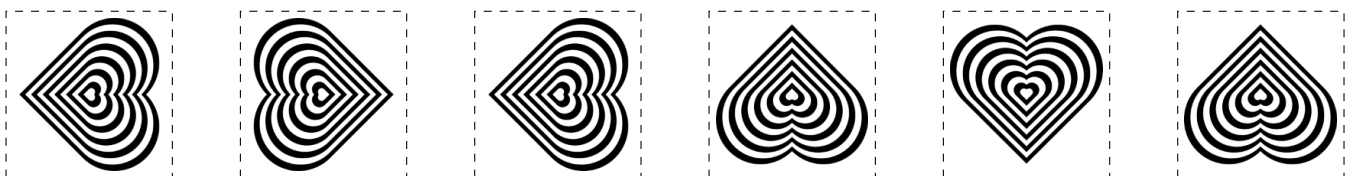
3.  

4.  

5.  

6.  

Cut-outs








Images from Openclipart.org

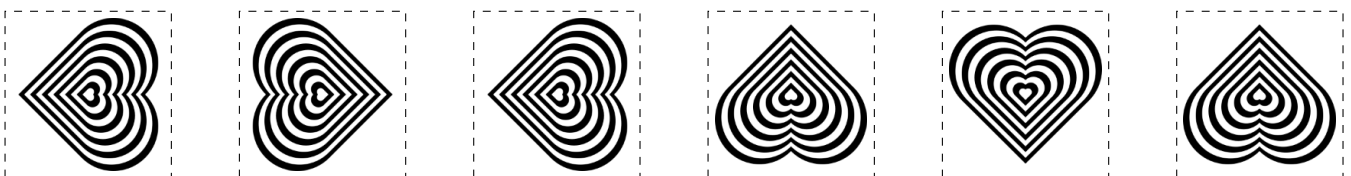
Happy Valentines Day from Math-Drills.com!

Valentines Day Patterns (F) Answers

Cut and paste a picture that continues each pattern.



Cut-outs



Images from Openclipart.org

Happy Valentines Day from Math-Drills.com!