









Valentines Day Patterns (H)



Cut and paste a picture that continues each pattern.



1.  

2.  

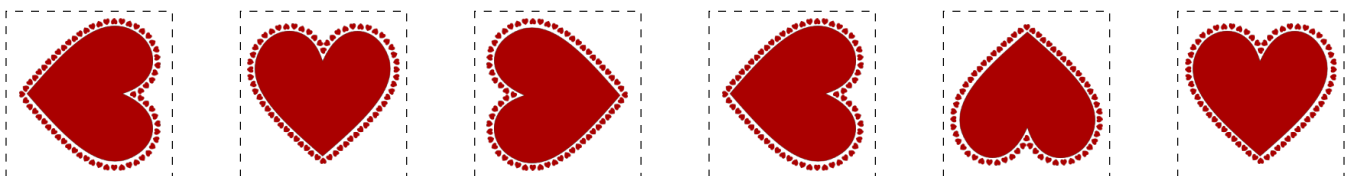
3.  

4.  

5.  

6.  

Cut-outs



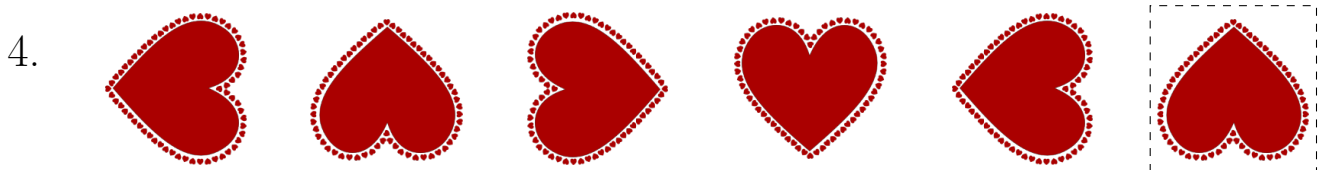





Images from Openclipart.org

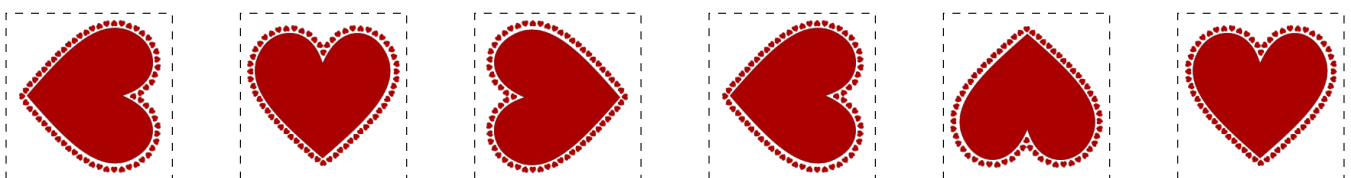
Happy Valentines Day from Math-Drills.com!

Valentines Day Patterns (H) Answers

Cut and paste a picture that continues each pattern.



Cut-outs



Images from Openclipart.org

Happy Valentines Day from Math-Drills.com!