



Valentines Day Patterns (1)

Cut and paste a picture that continues each pattern.


1. 

2. 

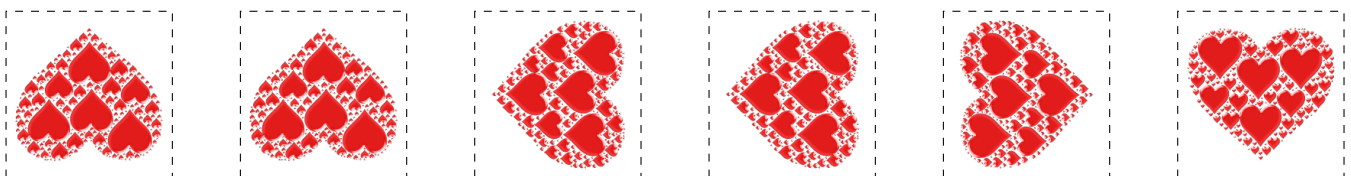
3. 

4. 

5. 

6. 

Cut-outs






Images from Openclipart.org

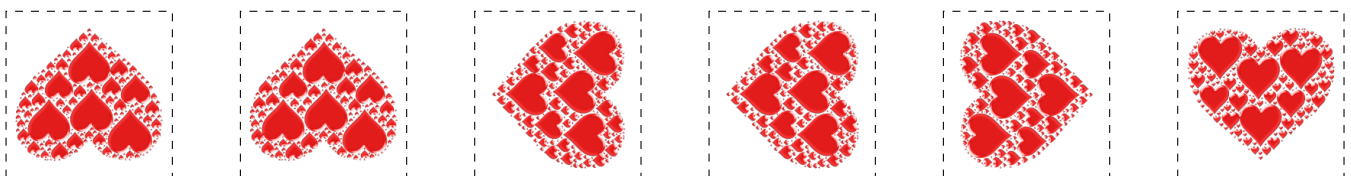
Happy Valentines Day from Math-Drills.com!

Valentines Day Patterns (1) Answers

Cut and paste a picture that continues each pattern.



Cut-outs



Images from Openclipart.org

Happy Valentines Day from Math-Drills.com!