


# Valentines Day Patterns (A)

Cut and paste a picture that continues each pattern.


1.



2.




3.




4.







5.



6.



## Cut-outs





Images from [Openclipart.org](http://Openclipart.org)


Happy Valentines Day from [Math-Drills.com](http://Math-Drills.com)!

# Valentines Day Patterns (A) Answers

Cut and paste a picture that continues each pattern.



## Cut-outs



Images from [Openclipart.org](http://Openclipart.org)

Happy Valentines Day from [Math-Drills.com](http://Math-Drills.com)!