

Valentines Day Patterns (D)

Cut and paste a picture that continues each pattern.

1.



2.



3.



4.








5.



6.



Cut-outs



Images from [Openclipart.org](https://openclipart.org/)

Happy Valentines Day from Math-Drills.com!